



Holy Enterprise Limited

FL.2, No.12 North Ave.1, Industrial Rd. East, Gusan, Guzhen, Zhongshan, Guangdong, China

Specification

6FM-33DC 12V33AH/20HR

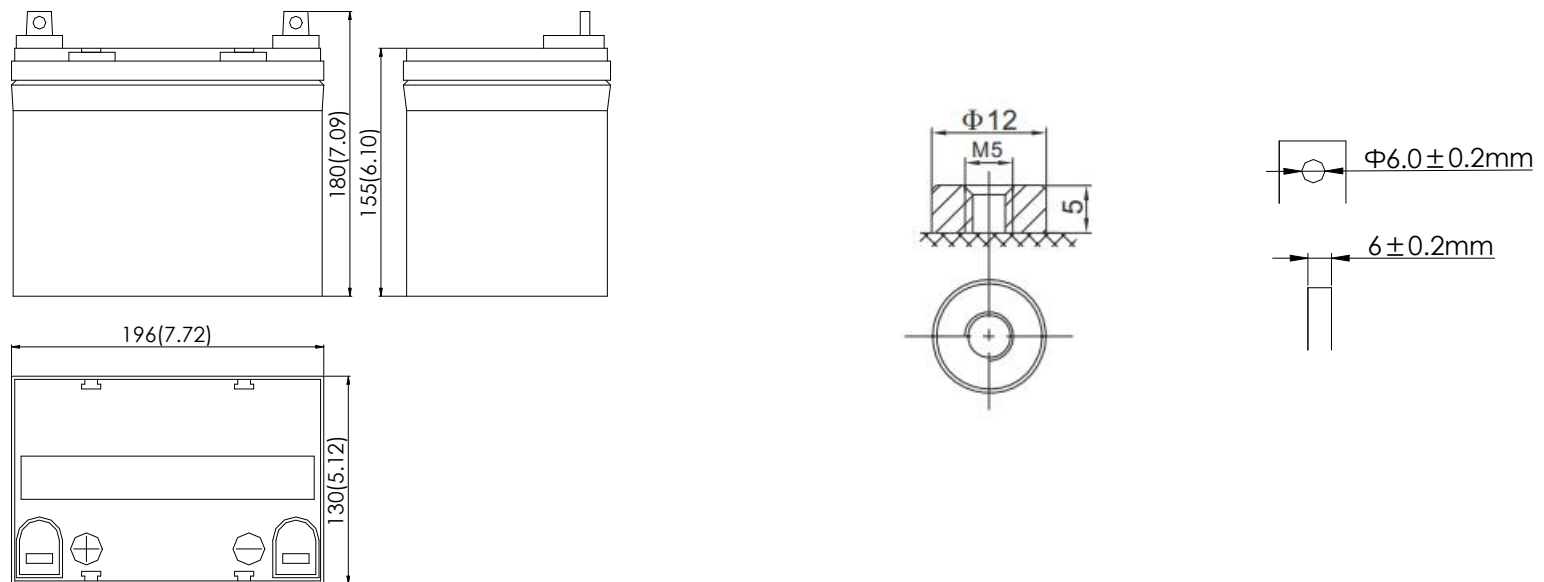
Cells Per Unit	6
Voltage Per Unit	12
Capacity	33AH@20hr-rate to 1.8V per cell @ 25°C
Weight	Approx.10.5kg (Tolerance±3%)
Max. Discharge Current	330 A(5sec)
Internal Resistance	Approx 11 mΩ
Operating Temperature Range	Discharge: -20°C~50°C Charge: 0°C~40°C Storage: -20°C~50°C
Normal Operating Temperature	25±3°C
Float Charging Voltage	2.25 to 2.27 VDC/unit Average at 25°C
Maximum Charging Current	10.5A
Equalization and Cycle service	2.35 to 2.40 VDC /unit Average at 25°C
Terminal	Terminal: NB/B



Application

Uninterruptible Power System;
Communication Equipments;
Solar Power Systems;
Solar Power Street Light;
Wind Power Systems

Dimension: 196(L) ×130 (W) ×155 (H) (Total 180 mm)



Constant Current Discharge Characteristics: A(25°C)

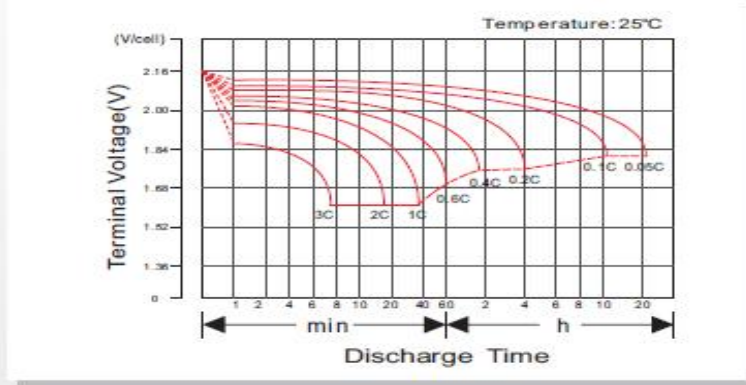
F.V/Time	5MIN	10MIN	15MIN	30MIN	60MIN	2HR	3HR	4HR	5HR	8HR	10HR	20HR
1.80V/cell	82.5	58.1	47.1	30.3	17.5	10.5	8.25	6.55	5.61	3.95	3.30	1.73
1.75V/cell	90.5	64.1	51.0	31.7	18.1	10.9	8.51	6.75	5.76	4.02	3.34	1.75
1.70V/cell	96.9	70.1	54.8	33.2	18.8	11.2	8.78	6.92	5.91	4.07	3.39	1.77
1.65V/cell	101.9	76.1	58.5	34.7	19.5	11.6	9.02	7.12	6.06	4.14	3.44	1.79
1.60V/cell	105.7	80.5	61.2	36.1	20.2	12.0	9.31	7.32	6.23	4.18	3.48	1.82

Constant Power Discharge Characteristics: W/Unit(25°C)

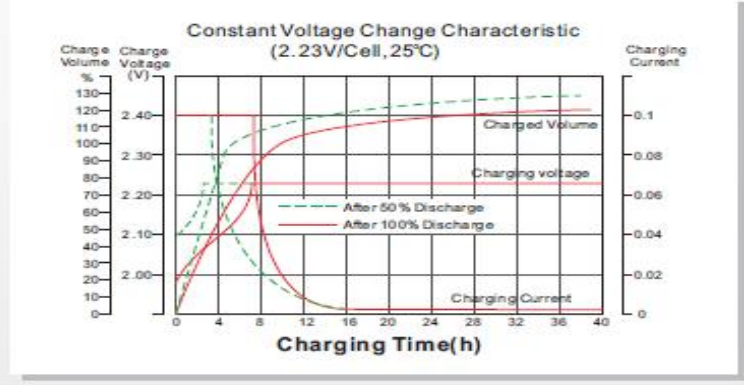
F.V/Time	5MIN	10MIN	15MIN	30MIN	60MIN	2HR	3HR	4HR	5HR	8HR	10HR	20HR
1.80V/cell	916.2	636.6	523.2	343.8	201.60	121.20	96.00	76.80	66.00	46.68	39.12	20.58
1.75V/cell	988.2	691.2	558.6	356.4	208.20	125.40	99.00	78.60	67.20	47.34	39.60	20.76
1.70V/cell	1039.2	741.6	591.6	369.0	214.80	129.00	101.40	80.40	69.00	47.94	40.08	21.00
1.65V/cell	1080.0	791.4	622.8	382.2	220.80	132.60	103.80	82.20	70.20	48.60	40.62	21.18
1.60V/cell	1092.0	821.4	642.0	393.6	227.40	136.80	106.80	84.00	72.00	49.02	41.04	21.54

All mentioned values are average values.

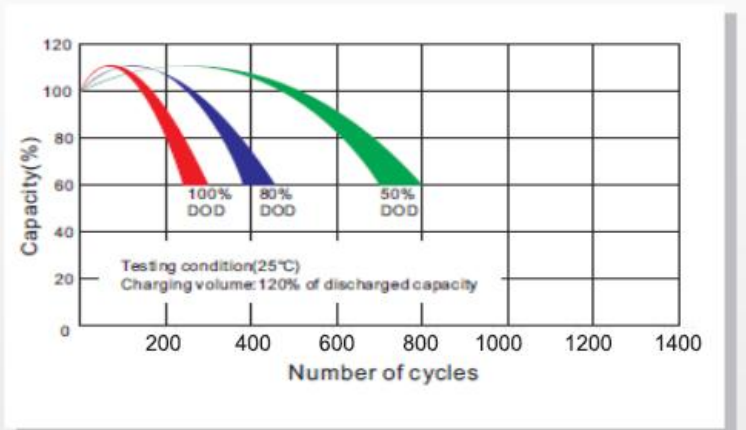
Discharge Characteristics Curve



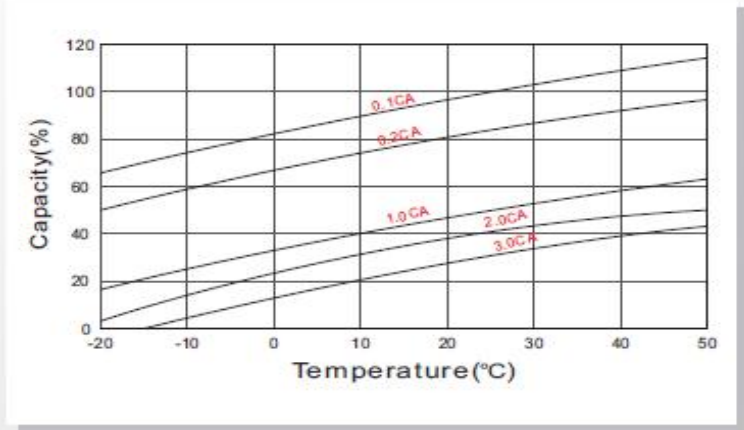
Charging Characteristics Curve



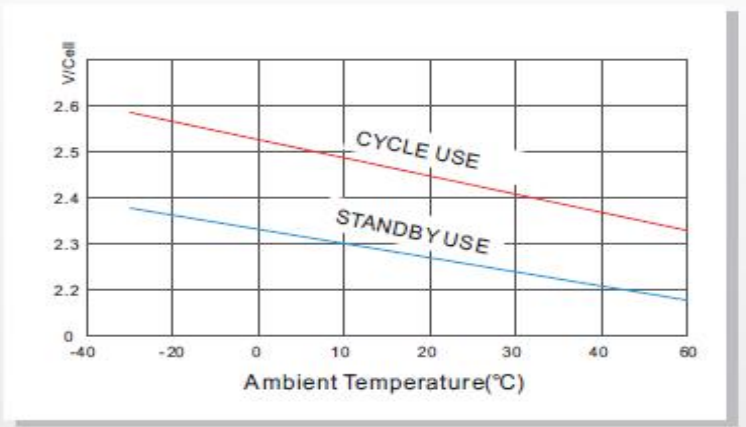
Cycle life in relation to depth of Discharge



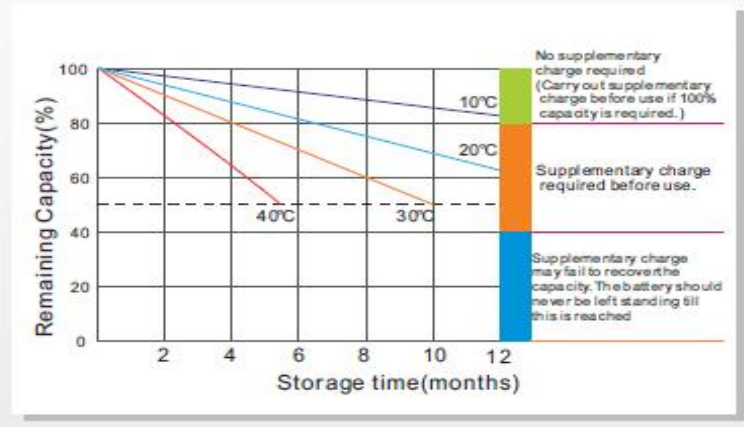
Temperature effects on Capacity



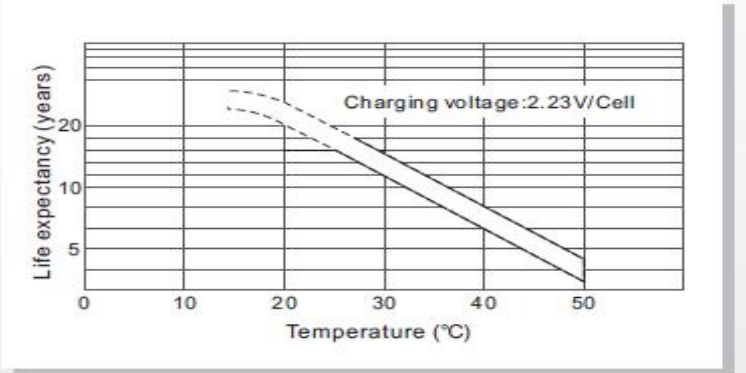
Relationship between charging voltage and temperature



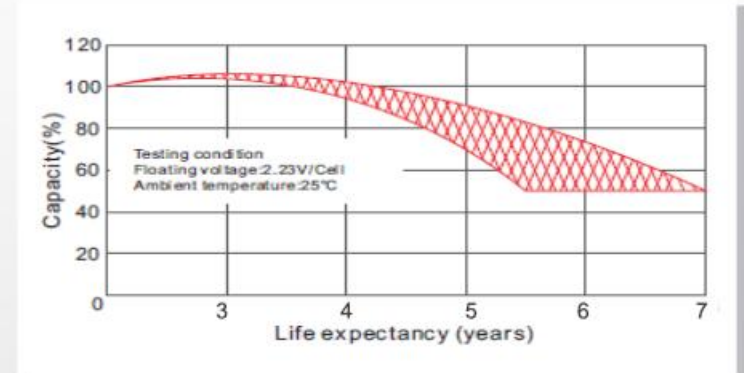
Self-discharge Characteristics



Temperature effects on Float life



Life Characteristics of Standby use



Maintenance & Cautions

- ※ Every month, recommend inspection every battery voltage;
- ※ Every three months, recommend equalization charge once;
Equalization charge method:
Discharge: 100% rate capacity discharge;
Charge: Max. Current 0.3CA, constant voltage 2.35-2.4V/Cell;
- ※ Effect of temperature on float charge voltage: -3mV/Cell;

CONTACT Us

Add: FL.2, No.12 North Ave.1, Industrial Rd. East, Gusan, Guzhen, Zhongshan, Guangdong, China,
T: +86-760- 8862 5562 | **F:** +86-760-8862 5562
Email: sales@holybattery.com johny5@126.com
Website: www.holybattery.com