



# Holy Enterprise Limited

FL.2, No.12 North Ave.1, Industrial Rd. East, Gusan, Guzhen, Zhongshan, Guangdong, China

## Specification

6-EVF-120-12V120AH/3HR

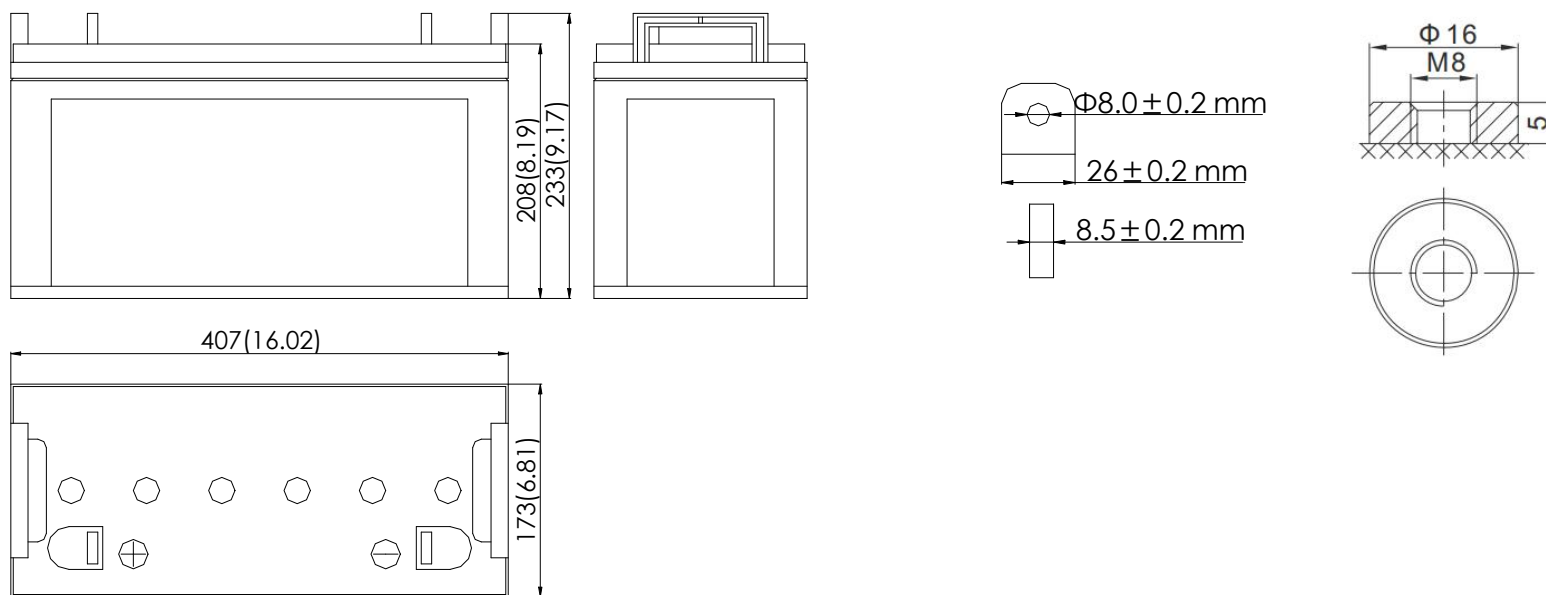
Cells Per Unit	6
Voltage Per Unit	12
Capacity	120AH@3hr-rate to 1.75V per cell @ 25°C
Weight	Approx.: 41.50kg (Tolerance±3%)
Max. Discharge Current	1200A(5sec)
Internal Resistance	Approx 5.0mΩ
Operating Temperature	Discharge: -20°C~50°C Charge: 0°C~40°C Storage: -20°C~50°C
Normal Operating Temperature	25±3°C
Float Charging Voltage	13.6 to 13.8 VDC/unit Average at 25°C
Maximum Charging Current	30.0A
Equalization and Cycle service	14.5 to 14.9 VDC /unit Average at 25°C
Terminal	Terminal: F14/M8



## Application

- Electric golf carts
- Electric wheelchairs
- Cleaning machines
- Electric Vehicles
- Power Tools
- Mowers

Dimension: 407(L) ×173(W) ×208(H) (Total 233 mm)



### Constant Current Discharge Characteristics: A(25°C)

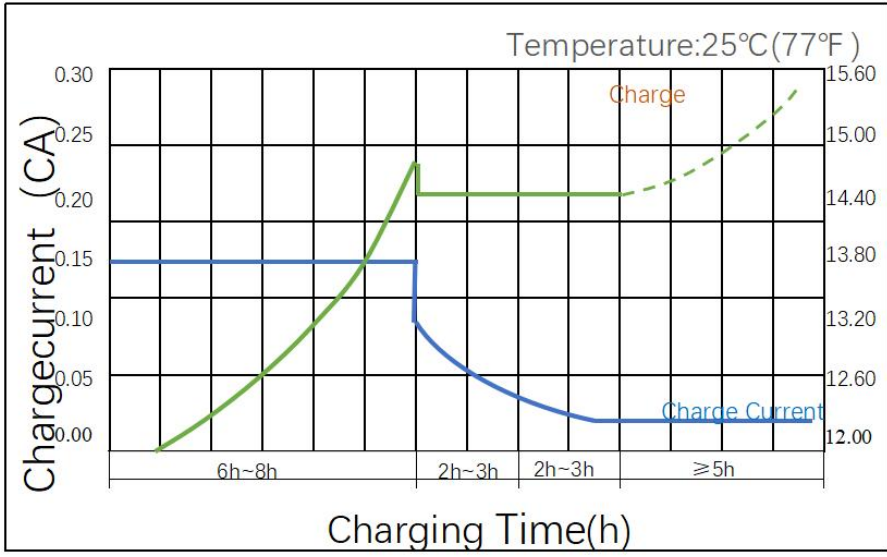
F.V/Time	5MIN	10MIN	15MIN	30MIN	1HR	2HR	3HR	4HR	5HR
9.60V	461.7	344.8	290.3	180.3	104.0	62.23	43.01	35.25	28.85
10.0V	448.4	328.1	284.3	177.3	103.5	61.76	42.85	35.09	28.68
10.2V	435.1	316.5	279.8	175.7	102.6	61.29	42.52	34.92	28.51
10.5V	390.7	292.1	266.4	171.3	101.6	60.83	42.35	34.60	28.17
10.8V	352.7	266.3	245.6	163.8	99.20	59.74	41.20	33.78	27.67

### Constant Power Discharge Characteristics: W/Cell(25°C)

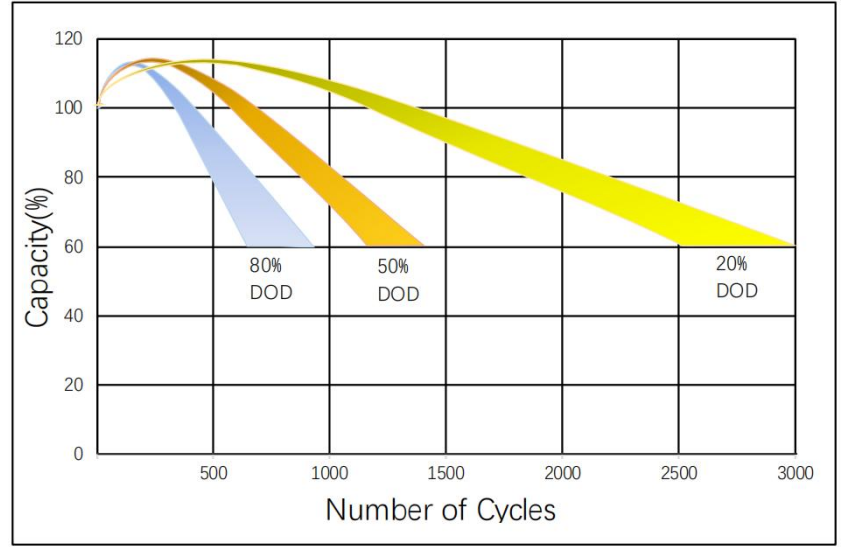
F.V/Time	5MIN	10MIN	15MIN	30MIN	1HR	2HR	3HR	4HR	5HR
9.60V	4776	3672	3193	2065	1202	733.5	511.9	420.2	344.2
10.0V	4682	3560	3142	2030	1199	729.6	512.0	419.7	343.3
10.2V	4628	3466	3106	2015	1190	725.2	509.8	418.7	342.2
10.5V	4214	3227	2963	1969	1179	719.9	507.8	414.8	338.1
10.8V	3838	2975	2739	1887	1157	710.8	494.0	405.4	332.0

All mentioned values are average values.

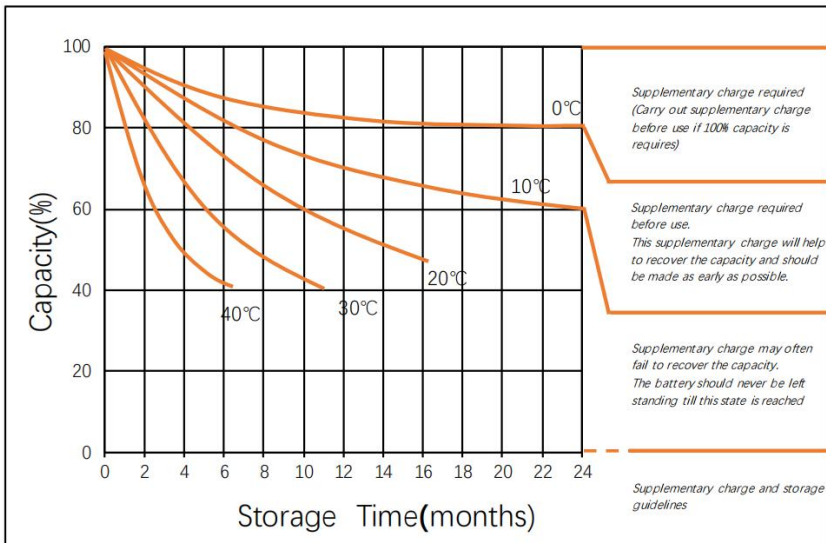
### Charge Characteristic Curve For Cycle Use(IUI)



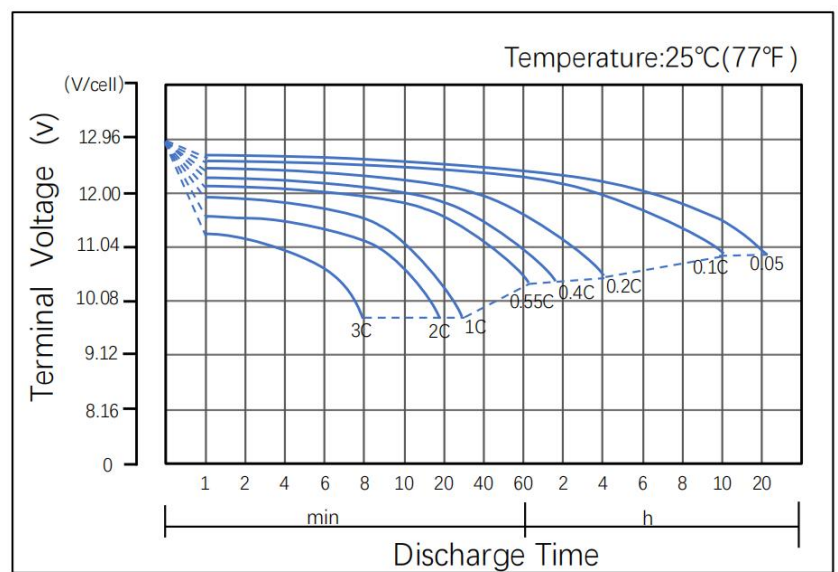
### Cycle Life in Relation to Depth of Discharge



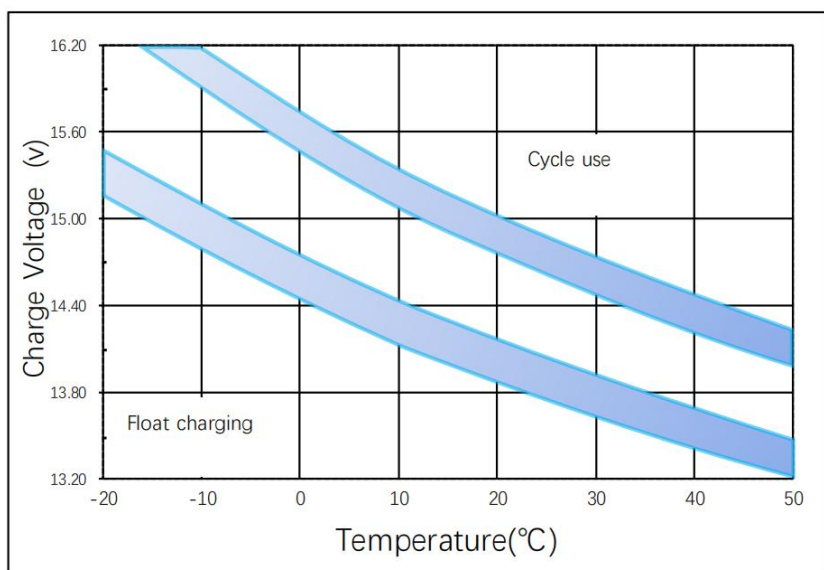
### Storage Characteristics



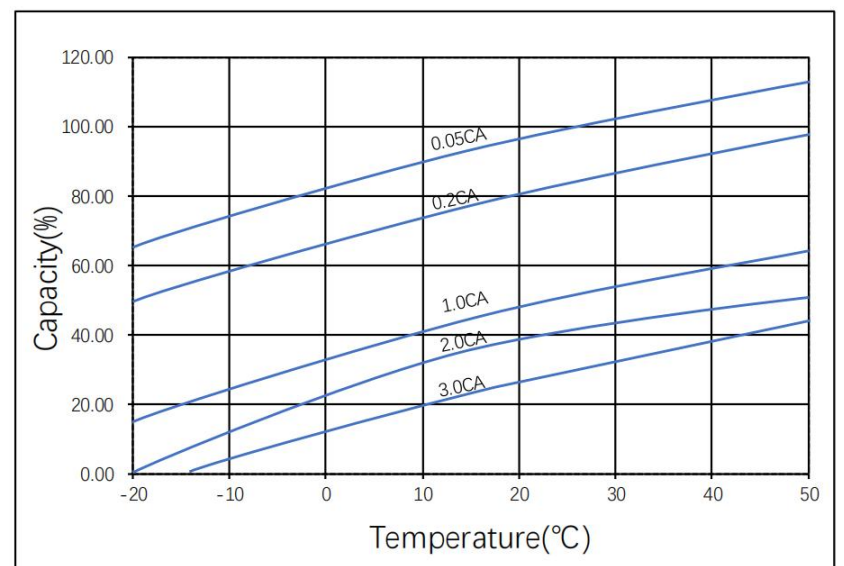
### Discharge Characteristics Curve



### Relationship Between Charging Voltage and Temperature



### Temperature Effects on Capacity



### Maintenance & Cautions

- ※ Every month, recommend inspection every battery voltage;
- ※ Every three months, recommend equalization charge once;  
Equalization charge method:  
Discharge: 100% rate capacity discharge;  
Charge: Max. Current 0.3CA, constant voltage 2.35-2.4V/Cell;
- ※ Effect of temperature on float charge voltage: -3mV/Cell;

### CONTACT Us

**Add:** FL.2, No.12 North Ave.1, Industrial Rd. East, Gusan, Guzhen, Zhongshan, Guangdong, China,  
**T:** +86-760- 8862 5562 | **F:** +86-760-8862 5562  
**Email:** [sales@holybattery.com](mailto:sales@holybattery.com) [johny5@126.com](mailto:johny5@126.com)  
**Website:** [www.holybattery.com](http://www.holybattery.com)