



# Holy Enterprise Limited

FL.2, No.12 North Ave.1, Industrial Rd. East, Gusan, Guzhen, Zhongshan, Guangdong, China

## Specification

6-EVF-135-12V135AH/3HR

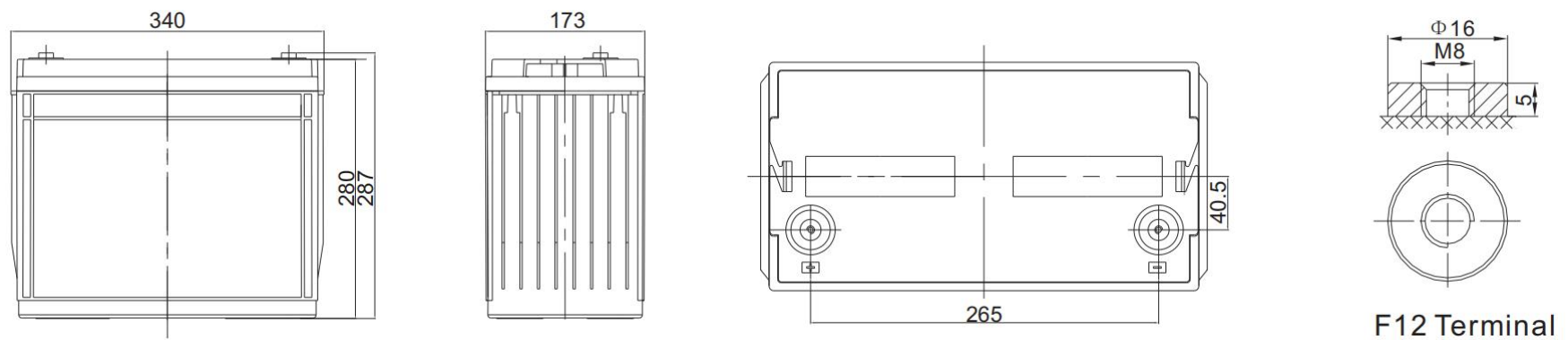
Cells Per Unit	6
Voltage Per Unit	12
Capacity	135AH@3hr-rate to 1.75V per cell @ 25°C
Weight	Approx.: 43.0kg (Tolerance±3%)
Max. Discharge Current	1350A(5sec)
Internal Resistance	Approx 4.5mΩ
Operating Temperature	Discharge: -20°C~50°C Charge: 0°C~40°C Storage: -20°C~50°C
Normal Operating Temperature	25±3°C
Float Charging Voltage	13.6 to 13.8 VDC/unit Average at 25°C
Maximum Charging Current	22.5A
Equalization and Cycle service	14.5 to 14.9 VDC /unit Average at 25°C
Terminal	Terminal: F14/M8



## Application

Electric golf carts  
Electric wheelchairs  
Cleaning machines  
Electric Vehicles  
Power Tools  
Mowers

Dimension: 340(L) ×173(W) ×280(H) (Total 287 mm)



### Constant Current Discharge Characteristics: A(25°C)

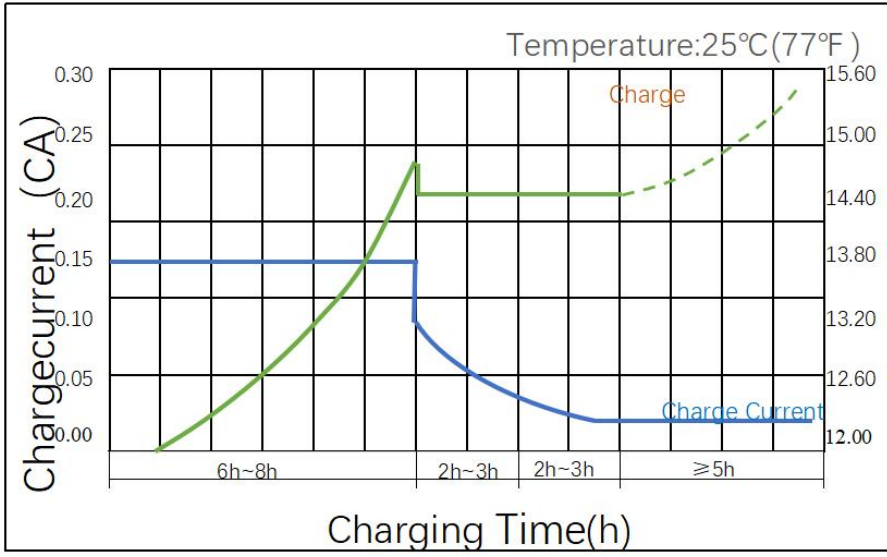
F.V/Time	15MIN	30MIN	1HR	2HR	3HR	4HR	5HR	8HR	10HR
9.60V	303.0	185.9	115.5	71.29	48.45	39.07	32.43	21.36	19.59
10.0V	296.9	183.5	113.9	69.86	47.55	38.51	32.14	21.27	19.40
10.2V	290.6	180.7	112.9	69.12	47.13	38.13	31.93	21.08	19.20
10.5V	276.7	175.7	111.5	68.21	46.71	37.56	31.66	20.90	19.01
10.8V	255.0	169.9	109.9	67.65	46.17	36.28	31.51	20.81	18.84

### Constant Power Discharge Characteristics: W/Cell(25°C)

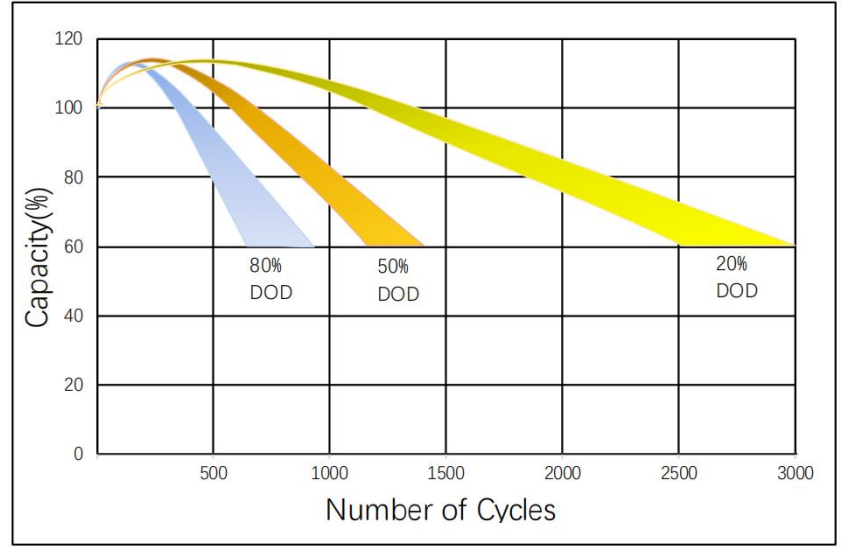
F.V/Time	15MIN	30MIN	1HR	2HR	3HR	4HR	5HR	8HR	10HR
9.60V	3292	2128	1338	835.5	570.4	467.6	388.5	255.8	234.9
10.0V	3245	2106	1326	825.3	561.9	461.0	385.0	254.8	233.0
10.2V	3209	2087	1318	819.4	559.4	456.7	382.7	252.9	231.0
10.5V	3065	2045	1310	809.0	554.9	450.6	379.6	250.7	228.7
10.8V	2860	1996	1293	803.0	548.7	435.3	377.9	249.6	226.4

All mentioned values are average values.

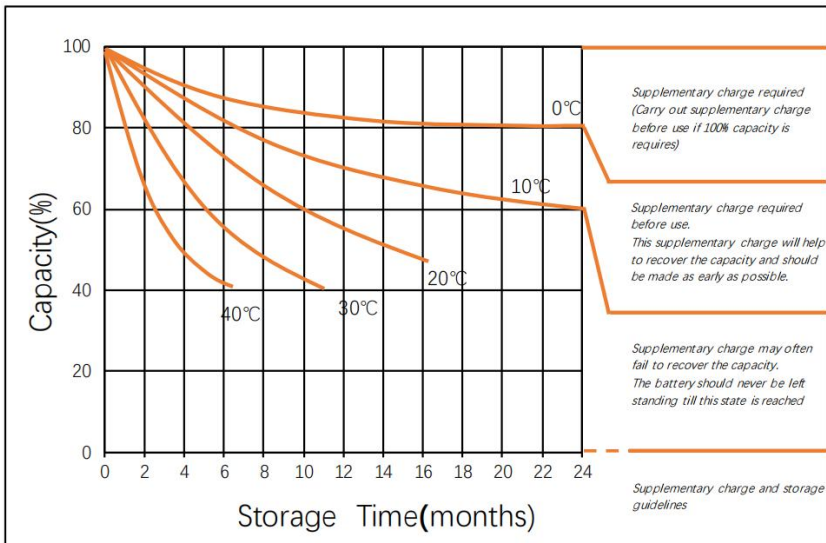
### Charge Characteristic Curve For Cycle Use(IUI)



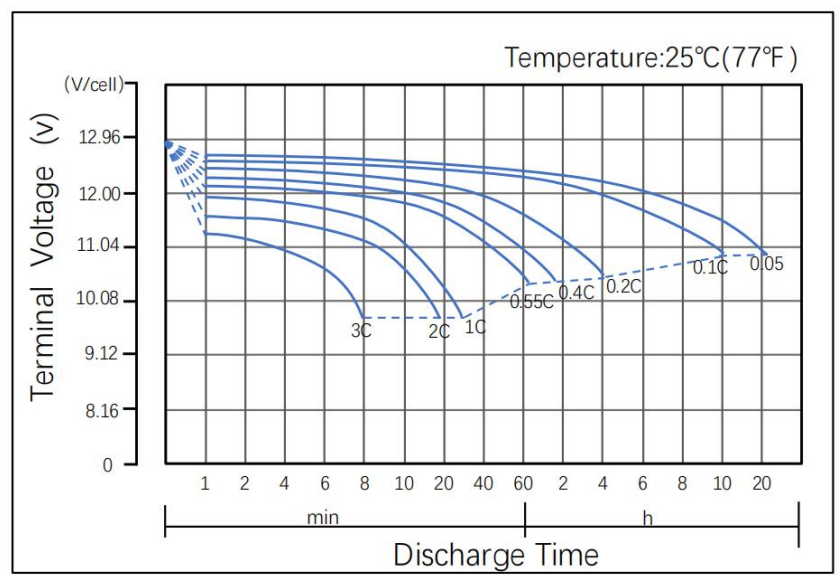
### Cycle Life in Relation to Depth of Discharge



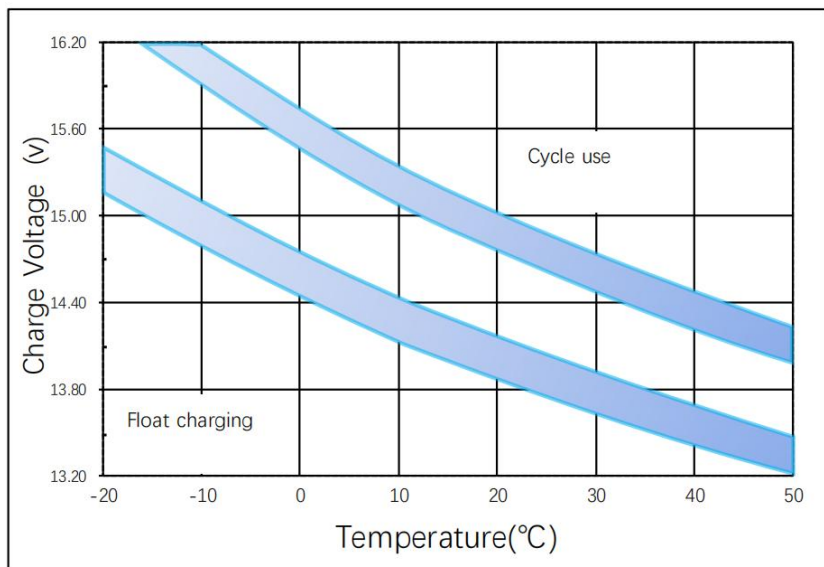
### Storage Characteristics



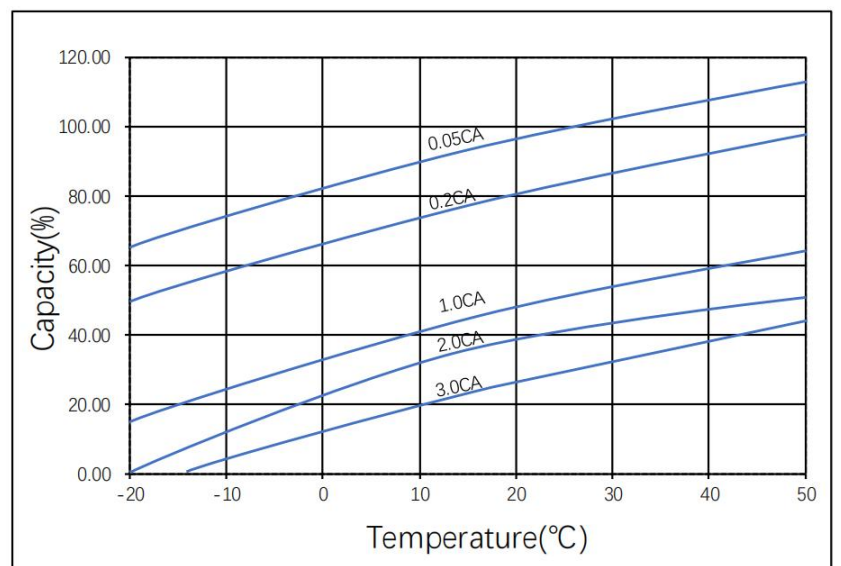
### Discharge Characteristics Curve



### Relationship Between Charging Voltage and Temperature



### Temperature Effects on Capacity



### Maintenance & Cautions

- ※ Every month, recommend inspection every battery voltage;
- ※ Every three months, recommend equalization charge once;  
Equalization charge method:  
Discharge: 100% rate capacity discharge;  
Charge: Max. Current 0.3CA, constant voltage 2.35-2.4V/Cell;
- ※ Effect of temperature on float charge voltage: -3mV/Cell;

### CONTACT Us

**Add:** FL.2, No.12 North Ave.1, Industrial Rd. East, Gusan, Guzhen, Zhongshan, Guangdong, China,  
**T:** +86-760- 8862 5562 | **F:** +86-760-8862 5562  
**Email:** [sales@holybattery.com](mailto:sales@holybattery.com) [johny5@126.com](mailto:johny5@126.com)  
**Website:** [www.holybattery.com](http://www.holybattery.com)