



Holy Enterprise Limited

FL.2, No.12 North Ave.1, Industrial Rd. East, Gusan, Guzhen, Zhongshan, Guangdong, China

Specification

6-GFM-90 12V90AH/10HR

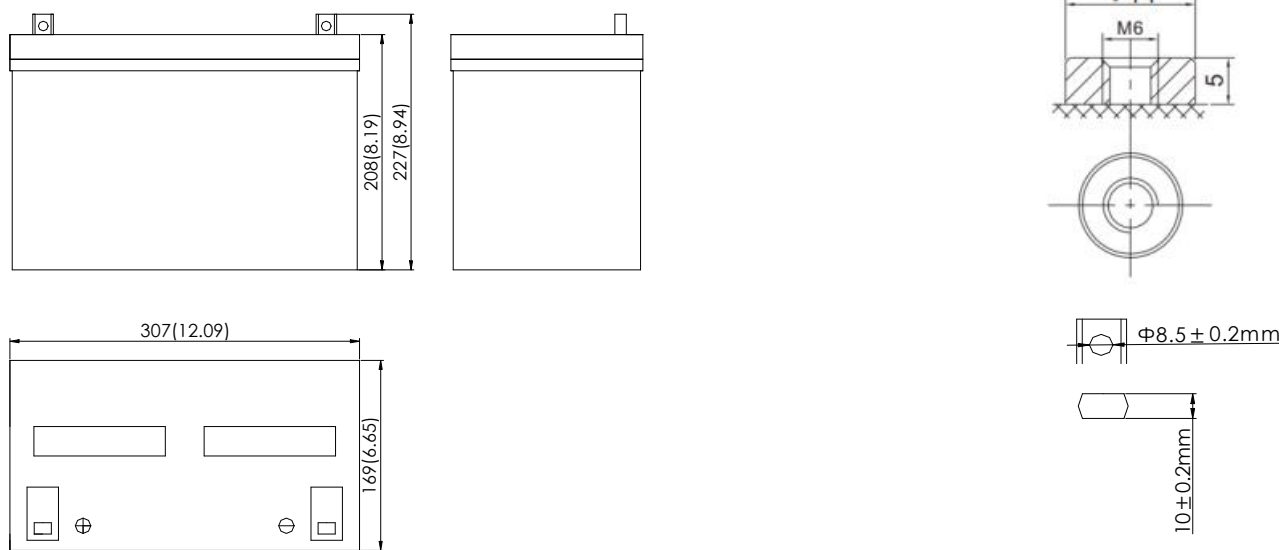
Cells Per Unit	6
Voltage Per Unit	12
Capacity	90AH@10hr-rate to 1.8V per cell @ 25°C
Weight	Approx.28.0kg (Tolerance±3%)
Max. Discharge Current	900 A(5sec)
Internal Resistance	Approx.:6.0 mΩ
Operating Temperature	Discharge: -20°C~50°C Charge: 0°C~40°C Storage: -20°C~50°C
Normal Operating Temperature	25±3°C
Float Charging Voltage	2.25 to 2.27 VDC/unit Average at 25°C
Maximum Charging Current	22.5A
Equalization and Cycle service	2.35 to 2.40 VDC /unit Average at 25°C
Terminal	Terminal: NB/B



Application

- Alarm Systems
- Electronic Toys
- Medical Equipment
- Cable Television
- Communications Equipment
- Electronic Cash Registers
- Electric Test Equipment
- Emergency lighting Systems
- UPS

Dimension: 307(L) ×169 (W) ×208 (H) (Total 227/235 mm)



Constant Current Discharge Characteristics: A(25°C)

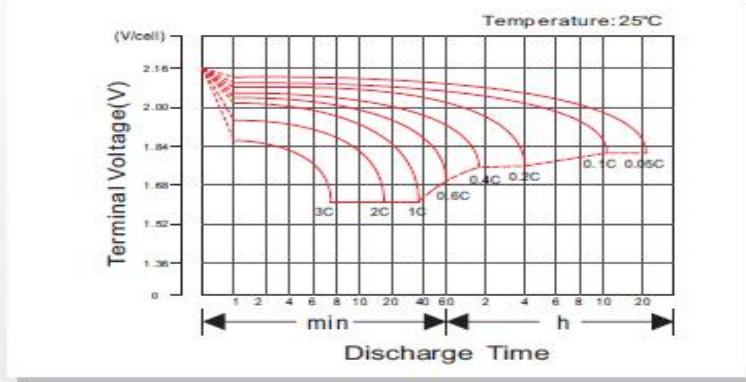
F.V/Time	10MIN	15MIN	30MIN	60MIN	2HR	3HR	4HR	5HR	8HR	10HR	20HR
1.80V/cell	171.5	146.5	99.2	55.80	33.58	23.14	19.18	16.15	11.04	9.18	4.72
1.75V/cell	188.1	158.9	101.0	57.15	34.20	23.79	19.64	16.45	11.23	9.27	4.82
1.70V/cell	203.8	166.9	101.7	57.69	34.46	23.88	19.83	16.65	11.32	9.36	4.91
1.65V/cell	211.3	169.5	103.7	58.23	34.72	24.07	19.92	16.75	11.41	9.45	5.00
1.60V/cell	222.0	173.1	105.5	58.50	34.98	24.16	20.01	16.85	11.51	9.55	5.09

Constant Power Discharge Characteristics: W/Unit(25°C)

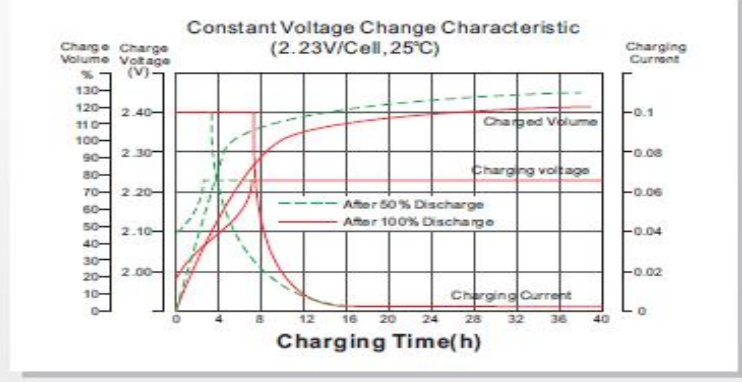
F.V/Time	10MIN	15MIN	30MIN	60MIN	2HR	3HR	4HR	5HR	8HR	10HR	20HR
1.80V/cell	1916	1618	1134	651	399.6	277.5	230.1	193.9	132.5	110.1	56.67
1.75V/cell	2078	1751	1153	663	404.7	285.2	235.5	197.4	134.7	111.2	57.78
1.70V/cell	2232	1836	1161	669	407.7	286.3	237.7	199.8	135.9	112.2	58.9
1.65V/cell	2292	1857	1169	674	410.2	287.6	238.2	200.5	136.7	113.3	60.01
1.60V/cell	2365	1887	1184	676	412.4	287.5	238.5	201	137.4	114.1	61.07

All mentioned values are average values.

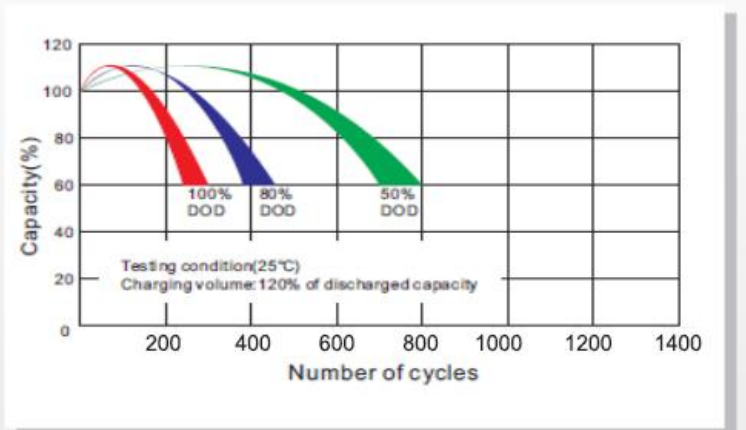
Discharge Characteristics Curve



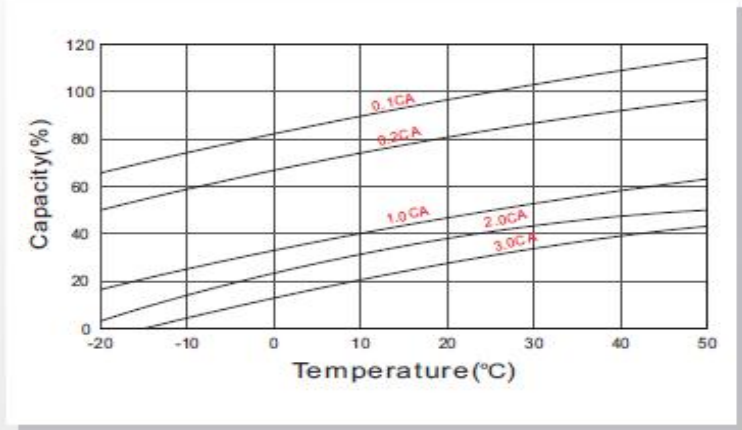
Charging Characteristics Curve



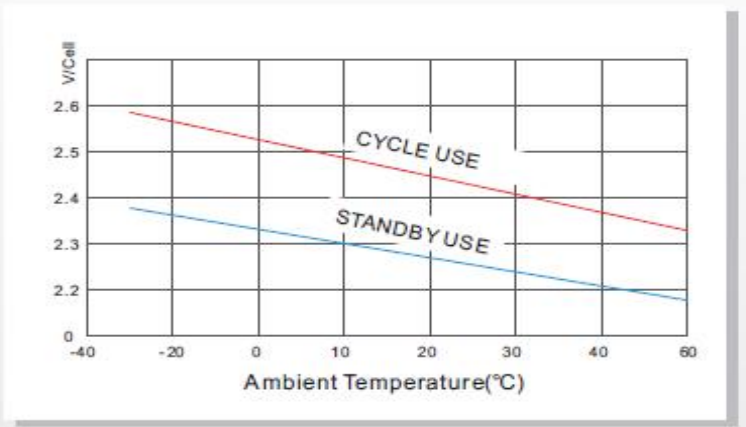
Cycle life in relation to depth of Discharge



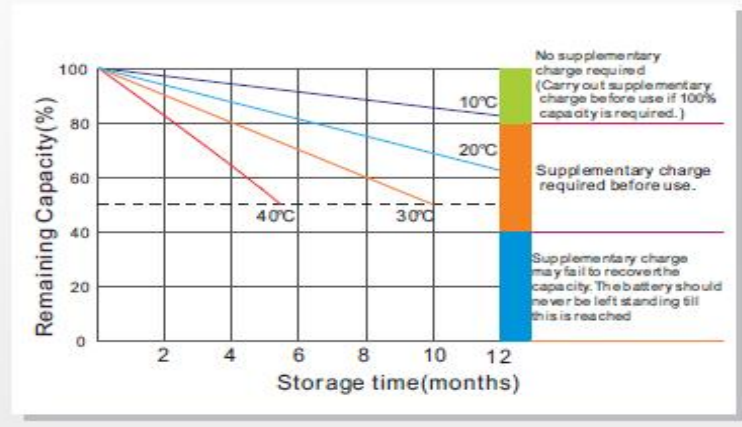
Temperature effects on Capacity



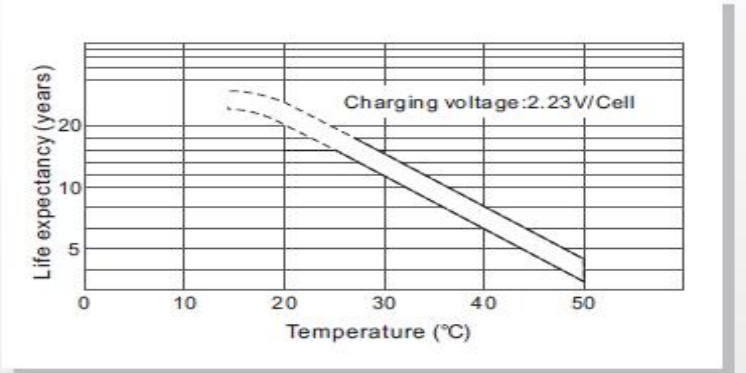
Relationship between charging voltage and temperature



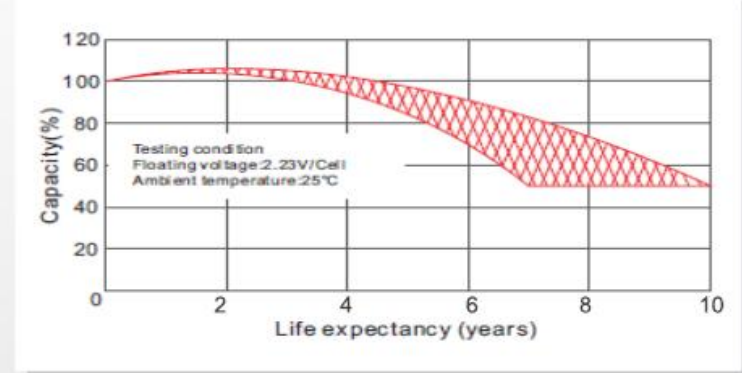
Self-discharge Characteristics



Temperature effects on Float life



Life Characteristics of Standby use



Maintenance & Cautions

- ※ Every month, recommend inspection every battery voltage;
- ※ Every three months, recommend equalization charge once;
Equalization charge method:
Discharge: 100% rate capacity discharge;
Charge: Max. Current 0.3CA, constant voltage 2.35-2.4V/Cell;
- ※ Effect of temperature on float charge voltage: -3mV/Cell;

CONTACT Us

Add: FL.2, No.12 North Ave.1, Industrial Rd. East, Gusan, Guzhen, Zhongshan, Guangdong, China,
T: +86-760- 8862 5562 | **F:** +86-760-8862 5562
Email: sales@holybattery.com johny5@126.com
Website: www.holybattery.com